


# 2021 HMIS Snapshot Results

## How many people were counted in the one-day estimate?

**3160**  
People experiencing homelessness counted

 **2238**  
People sleeping unsheltered (outside, tents, cars...)

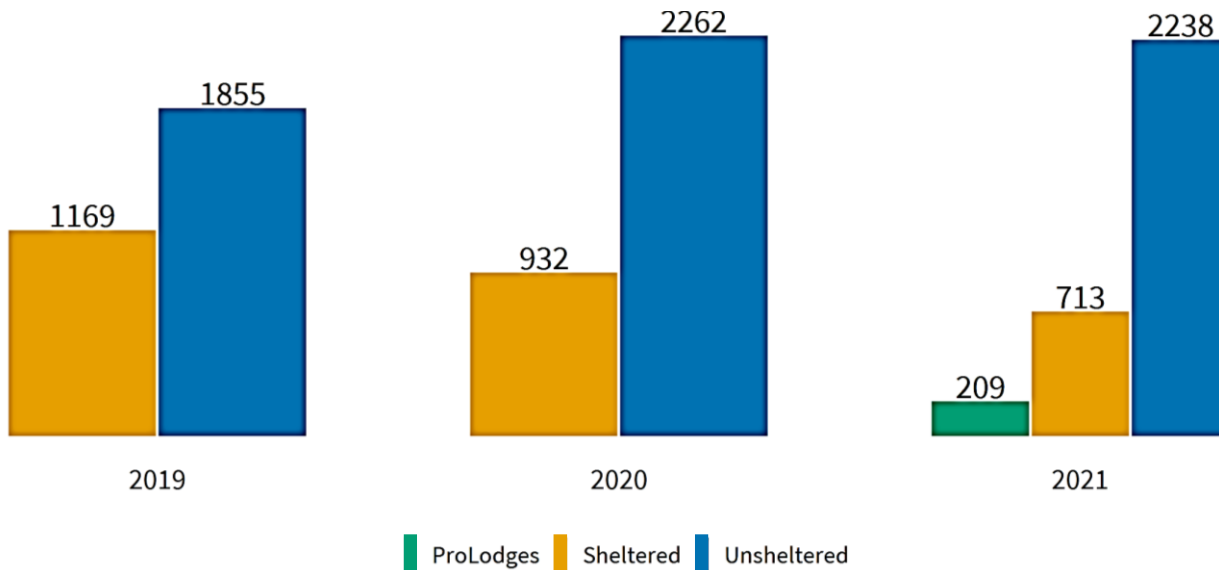
 **713**  
People sleeping in shelters or transitional housing

 **209**  
People sleeping in COVID-19 Protective Lodges

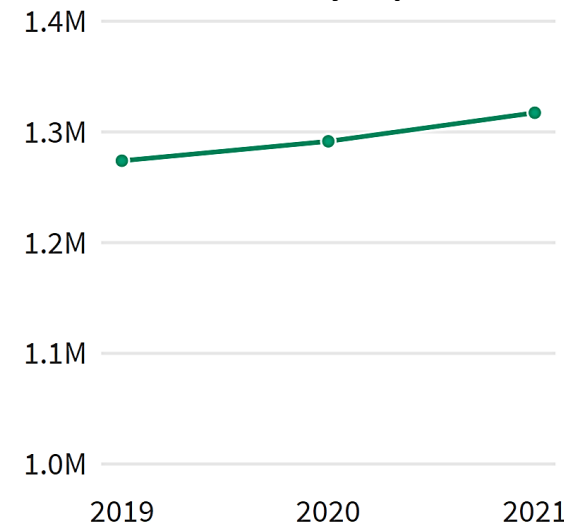
ECHO used an **alternative methodology** in place of the unsheltered Point in Time (PIT) Count in 2021 due to concerns about COVID-19 transmission. Instead of conducting an in-person unsheltered count, ECHO used local Homeless Management Information System (HMIS) data to estimate the scale of unsheltered homelessness in our community on January 28, 2021. **The HMIS Snapshot and PIT Count methods are not interchangeable and data from each cannot be compared. Figures that include 2019 and 2020 estimates use the HMIS Snapshot methodology to compare year to year.**

- While the visibility of homelessness may have increased as a result of COVID-19 precautions, estimates of **the number of people experiencing homelessness (PEH) in Austin/Travis County have remained relatively constant.**
- The addition of Protective Lodges (ProLodges) as a part of the COVID-19 response compensated for a decrease in the capacity of emergency shelters as a result of COVID-19 safety protocol.

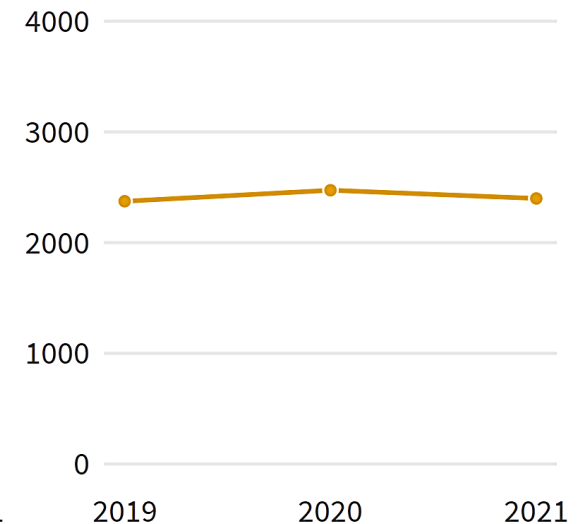
### HMIS Method Estimates of Homelessness



### Travis County Population



### PEH per 1,000,000



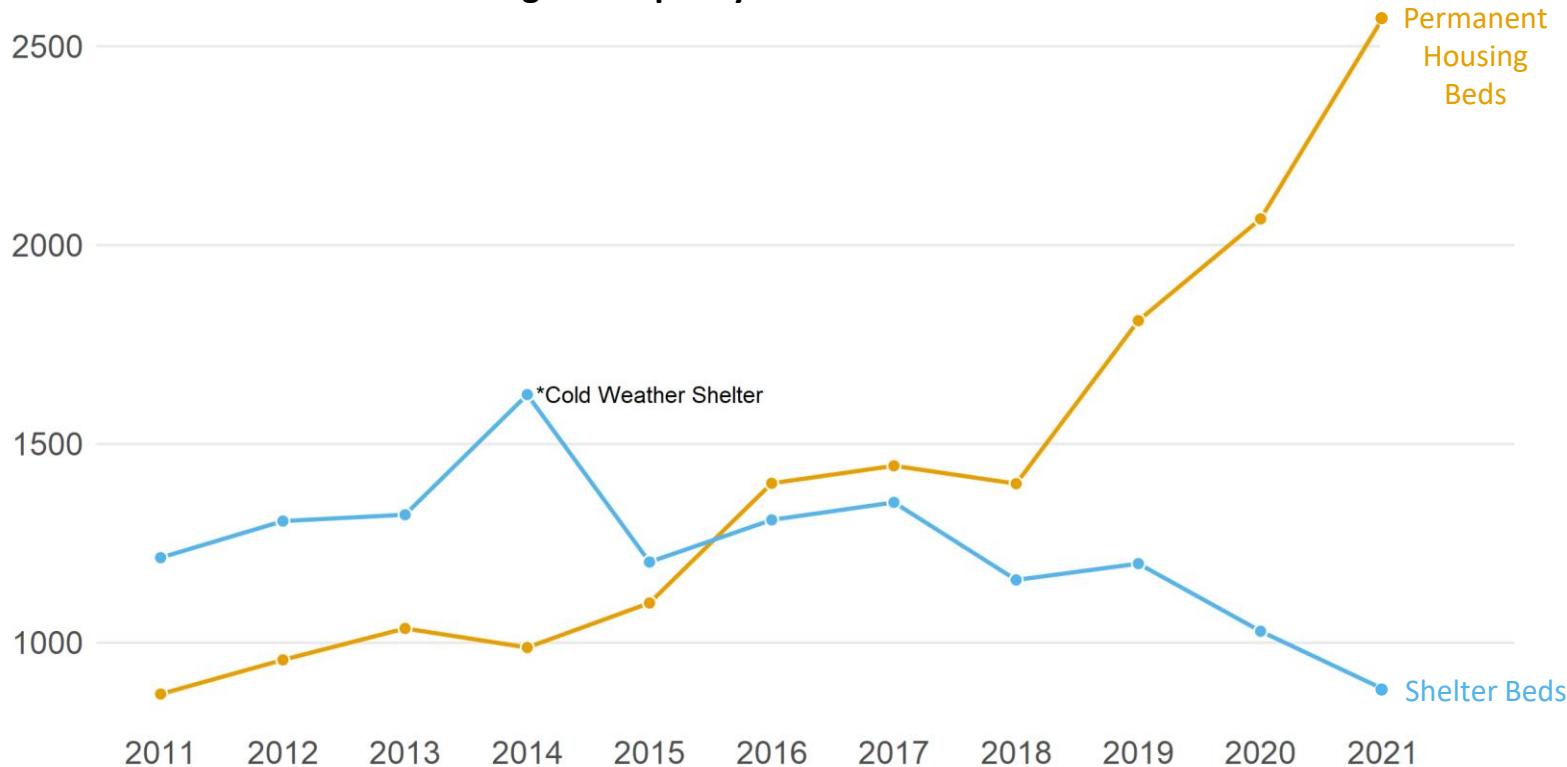
# 2021 HMIS Snapshot Results

## How much progress has the Homelessness Response System made?

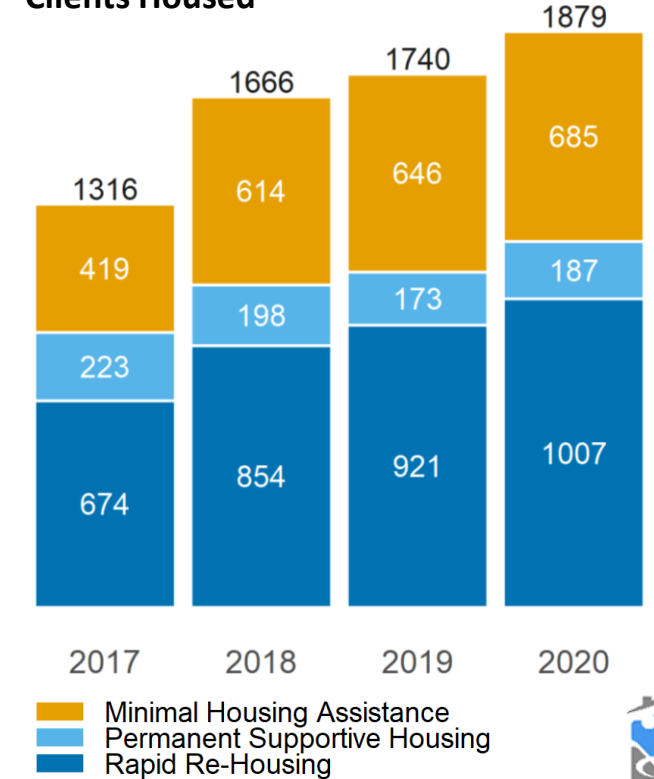
Over the decade, the Austin/Travis County Homelessness Response System has increasingly **focused resources toward permanent housing solutions**, rather than shelter capacity. In the last year alone, the number of permanent housing beds in the system increased from 2066 in 2020 to 2571 in 2021, a 24% increase. **Each year since 2017, more clients have been housed** by the Homelessness Response System **than the year before**.

Even with the impact of COVID-19 straining the system in 2020, 139 more people were housed than in 2019. These changes reflect **the Housing First approach** taken by the system, in which people experiencing homelessness are connected to permanent housing and are offered supportive services in order to **maximize housing stability** and **prevent returns to homelessness**. Research shows that Housing First program participants access housing faster, are more likely to remain housed, and are less likely to use emergency services (hospitals, jails, emergency shelters, etc.). They also utilize up to **\$23K less per person per year** in public resources than when in a shelter program.

### Shelter and Permanent Housing Bed Capacity



### Clients Housed

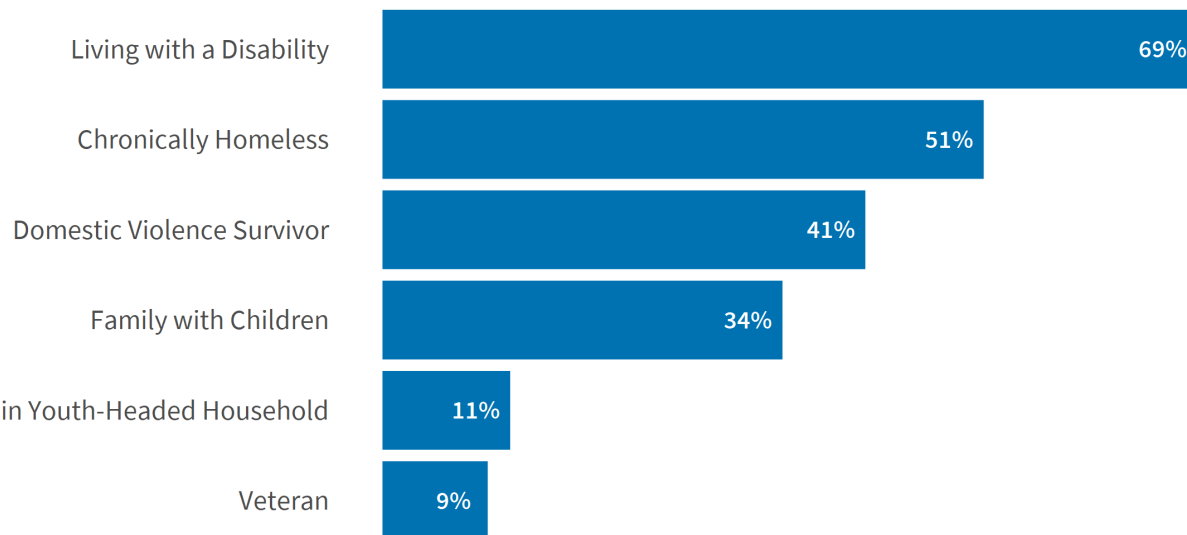


# 2021 HMIS Snapshot Results

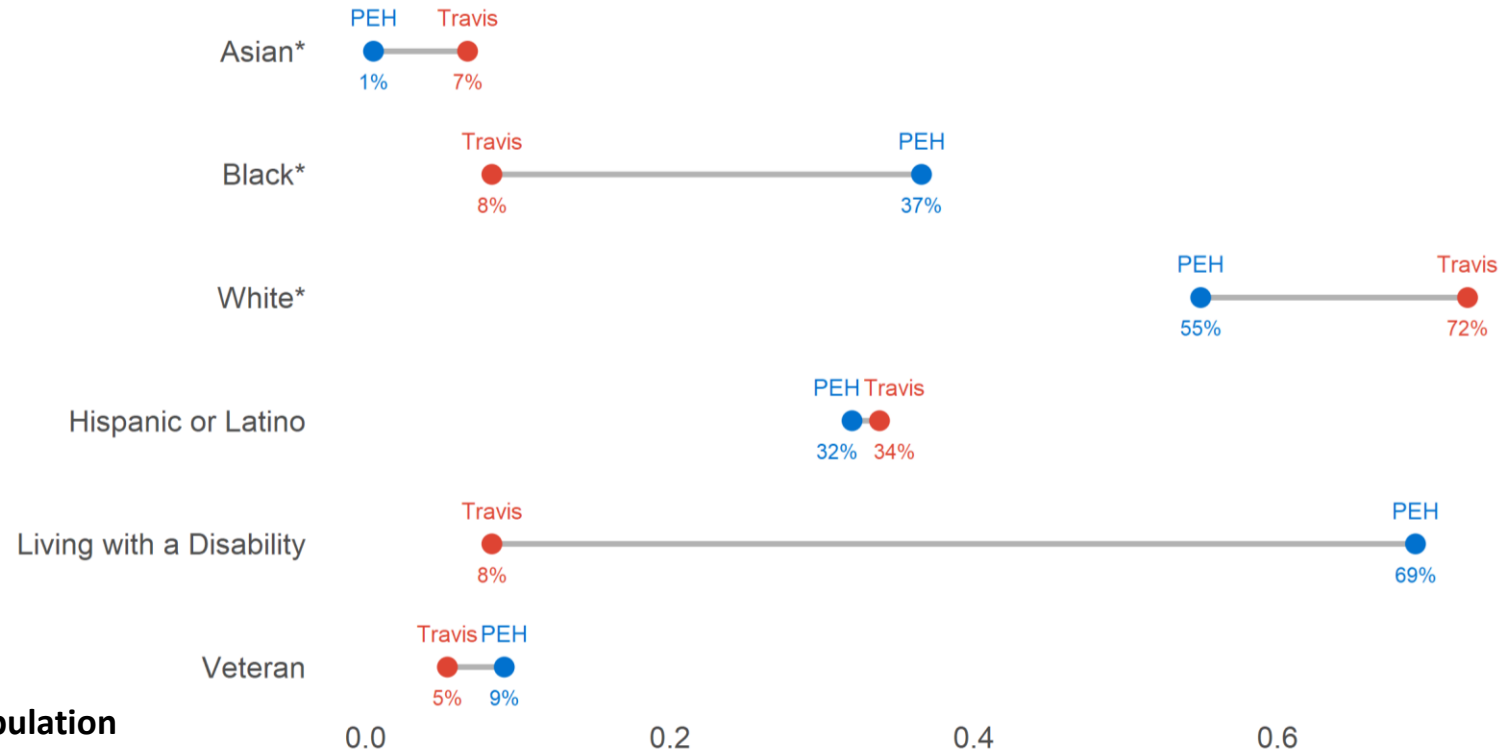
## How can our Homelessness Response System improve?

There are many subpopulations which are overrepresented in the population experiencing homelessness (PEH) in Austin/Travis County. As the Homelessness Response System strives for equity, **intentional strategies must be used to address the disproportional impact of homelessness in certain groups**. Overrepresented subpopulations include **Black people, people living with a disability and veterans**. Race, ethnicity, and other subpopulation categories are not mutually exclusive, and intersections of these dimensions may contribute to unique challenges.

**Percent of People Experiencing Homelessness by Subpopulation**



**Percent of People Experiencing Homelessness by Race, Ethnicity, Disability Status and Veteran Status**



People living with a disability comprise the largest subpopulation of people experiencing homelessness measured. Chronic homelessness and domestic violence survivorship are also common among people experiencing homelessness in Austin/Travis County.

HUD definitions are being used for disability and for chronic homelessness. A person experiencing chronic homelessness is living with a disability and has been living in a homeless living situation for at least 12 consecutive months, or on at least four separate occasions in the last 3 years where the combined occasions total a length of time of at least 12 months.