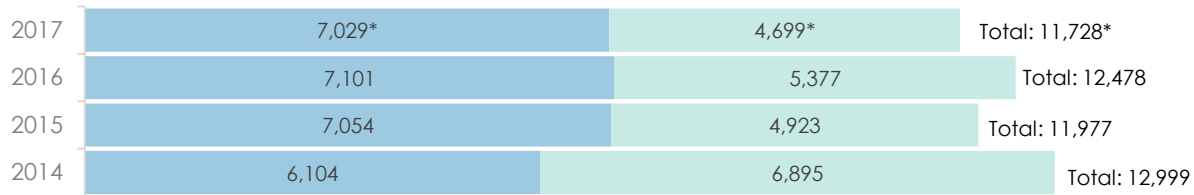


Ending Homelessness Community Dashboard

Austin/Travis County: January 1, 2017 - November 30, 2017

Total Individuals Served by the Ending Homelessness Continuum



*In October there was an increase of **599** individuals that were literally homeless and a decrease of **22** individuals that were not literally homeless.

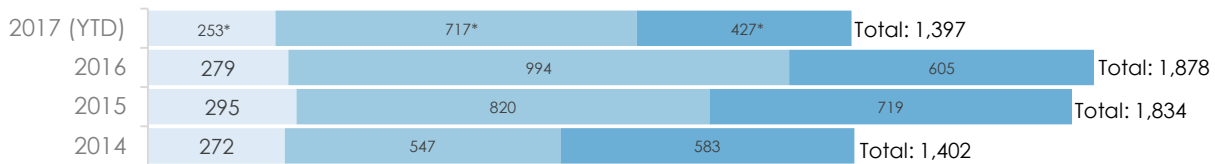
Literally homeless:

Individuals sleeping on the streets, in emergency shelters, or discharged from an institution where they resided for 90 days or less and were homeless upon institutional entry.

Not literally homeless:

Individuals at-risk of homelessness or receiving housing stabilization services.

Successfully Moved into Permanent Housing



*58 individuals were placed into PSH, 15 individuals into RRH and 45 self resolved.

Permanent Supportive Housing (PSH):

Housing intervention that includes on-going rental subsidy and support services.

Rapid Re-Housing (RRH):

Short-term housing intervention that includes limited financial and support services.

Minimal Housing Assistance (MHA):

Support services designed to assist persons with low housing barriers or persons likely to self-resolve to end their homelessness.

Persons Diverted from Shelters and/or Homelessness



What is Diversion?

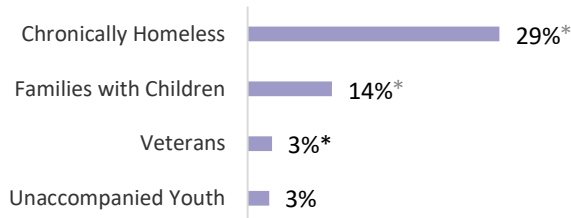
A cost-effective intervention that quickly re-establishes housing stability and avoids Emergency Shelter for persons experiencing homelessness by reconnecting them to family or other connections.

Average dollars spent on all persons diverted for the year.

*example costs include transportation to reunite with family.

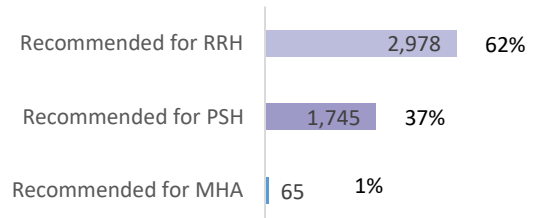
Subpopulations Currently Experiencing Homelessness

via Coordinated Assessment



Current Housing Need

Households via Coordinated Assessment



(*) Change from previous month's Dashboard

