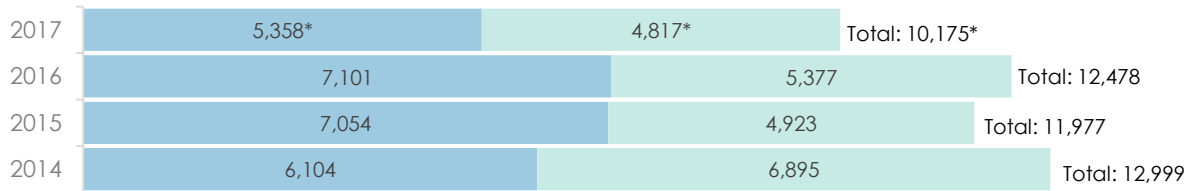


# Ending Homelessness Community Dashboard

Austin/Travis County: January 1, 2017 - August 31, 2017

## Total Individuals Served by the Ending Homelessness Continuum



\*In August there was an increase of **483** individuals that were literally homeless and an increase of **55** individuals that were not literally homeless.

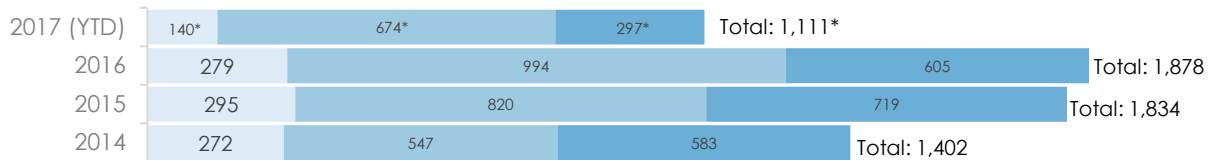
### Literally homeless:

Individuals sleeping on the streets, in emergency shelters, or discharged from an institution where they resided for 90 days or less and were homeless upon institutional entry.

### Not literally homeless:

Individuals at-risk of homelessness or receiving housing stabilization services.

## Successfully Moved into Permanent Housing



\***16** individuals were placed into PSH, **71** individuals into RRH and **14** self resolved.

### Permanent Supportive Housing (PSH):

Housing intervention that includes on-going rental subsidy and support services.

### Rapid Re-Housing (RRH):

Short-term housing intervention that includes limited financial and support services.

### Minimal Housing Assistance (MHA):

Support services designed to assist persons with low housing barriers or persons likely to self-resolve to end their homelessness.

## Persons Diverted from Shelters and/or Homelessness



### What is Diversion?

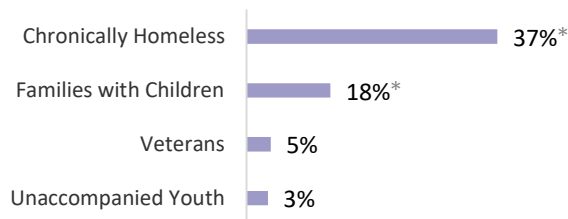
A cost-effective intervention that quickly re-establishes housing stability and avoids Emergency Shelter for persons experiencing homelessness by reconnecting them to family or other connections.

### Average dollars spent on all persons diverted for the year.

\*example costs include transportation to reunite with family.

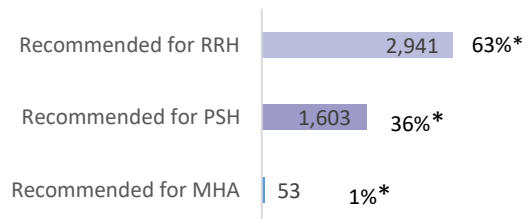
## Subpopulations Currently Experiencing Homelessness

via Coordinated Assessment



## Current Housing Need

Households via Coordinated Assessment



(\*) Change from previous month's Dashboard

